



GATEWAY

**The Official Magazine of the Gippsland
Gate Radio & Electronics Club Inc.**

April 2016 From The President

Well here we are at the end of another Club year. It is now that I reflect on what GGREC has done over the last 12 months. After a bit of a hiccup, we had the VI100ANZAC event, our Hamfest, JOTA/JOTI, camping at Strathbogie, working bees, Christmas at Leigh's, Australia Day BBQ, the Summer VHF/UHF field day, Antennapalooza. On the technical side, we had the completion of the GGREC field kit, re-instating the IRLP system on VK3RLP and prac nights to construct QRP radios and lots more.

On top of this we had a range of guest speakers and the GGREC Sunday night net on our 70cm repeater VK3RLP. All this could not happen without the support of GGREC members and committee. I have to thank the committee for their support and hard work throughout the year. Rob Streater VK3BRS who took on Prac nights with our repeater officer Albert Hubbard VK3BQO, Bryan Simm VK3FOAB who continued on as acting secretary and our Treasurer Graeme Brown VK3BXG who also conducted the Foundation training and examinations. I must also thank our editor and photographer Paul Stubbs VK3TGX and our Web master Mark "Pockets" Clohesy for their great work and support. As this is my last Presidents report, I hope that I have lived up to your expectations and I wish the new incoming Committee all the best for the 2016-2017 Club year.

See you at the GM,



Bruno Tonizzo VK3BFT

President GGREC Inc.

Contents.

- 3 – Editorial - Radio troubles at the 'TGX QTH.
 - 4 – Antennapalooza
 - 8 – Mid Year Lunch Saturday 18th June 2016
 - 9 – Notices :-
 - GGREC Home Brew Award
 - GGREC Sunday night Net
 - EMDRC Open Day and IC7300 SDR radio demonstration.
 - All you wanted to know about Gravity waves but were afraid to ask.
 - 11 – ANZAC Day Special Event
 - 12 – MDT Radio Frequency Display
 - 14 – MDRC Hamfest
 - 15 – General Meeting Minutes
 - 17 – Club Information
-

Event Queue

April:

- 1st Prac night
- 3rd Club Net 8.00 p.m.
- 5th Committee meeting 7.30 p.m.
- 15th Annual General Meeting & April General Meeting 8.00 p.m. – David Rolfe VK3JL speaking on Gravity Waves.
- 17th Yarra Valley ARG Hamfest, 16 Anzac Ave, Yarra Glen Melways 274 K1
- 17th Club Net 8.00 p.m.
- 24th Club Net 8.00 p.m.
- 25th ANZAC Day Public Holiday
- 25th ANZAC Day Special Event, 1st Bentleigh Scout Hall, Victory Park, 21 Patterson Rd, Bentleigh. **Please register at:** www.sarcnet.org

May:

- 1st Club Net 8.00 p.m.
- 3rd Committee meeting 7.30 p.m.
- 6th Prac night
- 8th Club Net 8.00 p.m.
- 15th Club Net 8.00 p.m.
- 20th May General Meeting 8.00 p.m. – Bruce Williams VK3BRW speaking on Interference. Last chance for entries to Home Brew Award tonight.
- 22nd Club Net 8.00 p.m.
- 29th Club Net 8.00 p.m.

From The Editor

Radio troubles at the 'TGX QTH.

Lately I had been receiving a lot more traffic on our club frequency, and I was sure a lot of it should not have been there. This was rather a pain, as that radio feeds audio back into my house from the shack, allowing me to listen out for calls when I am watching TV etc.

I also have a radio in the house; however none of those transmissions could be heard. Yes that antenna is a lot lower, using the houses chimney as a mount, whereas the shack radio's antenna is 15M up on a Nally mast. If the extra stations were weak, then that's the end of it, however they were strong, almost full quietning, so I should have heard them in the house, especially when I opened the mute.

Then one day, while having trouble hearing a club member I swapped radio's. Normally I monitor .450 with a Philips PRM80, when I swapped to a Yaesu FT290R2 – the extra stations disappeared! What's going on, is the shack PRM80 faulty? If it is then that's a pain as it has been modified for external control, and is mounted in a 19 inch chassis.

I dialled around with the Yaesu and found the other stations on 145.525, and sure enough if I transmitted on that frequency (into a dummy load) it came out on 145.450.

So I dialled further afield, and yes, 145.600, 145.375, 145.300 etc. basically anything in a 75.4KHz step was coming thru. Darn, so I substituted that PRM80 radio with my portable PRM80, same fault! After some searching I found the signal was coming from a camera I have mounted up on my Nally – Basically a 'weather cam'.

So, two scenarios,

1. The 75KHz is mixing up on the mast. But NO – if that was the case the fault would appear the same on all radio's.
2. The 75KHz is mixing in the radio – How can a signal so far off frequency get into the Philips PRM80 (remember, it's the same on two, meaning ALL Philips PRM80's)

Now I could just turn off the camera, but I like being able to see what is going on 'out there', or I could try and filter it out. I chose the latter and reached for a cavity filter I picked up many years ago at a hamfest. If there are front end issues with the PRM80 series, and this radio is monitoring 24/7, then a really good front end filter is called for.

So how to tune a cavity without a spectrum analyser / tracking signal generator?

I took the output from the FT290 and ran it through a 30db attenuator, that way it didn't matter what then became of the signal as any reflected signal would be 60db down. This was then fed through the cavity and coupled into a monitor receiver allowing me to peak the cavity. Now that I was close, I could run 'real' RF into it with meters on the in and out ports to allow final tweaks. Well under 1db insertion loss, good. But best of all, by by interference. Normally I am not bothered by pagers, now I have extra insurance.

Paul VK3TGX

Antennapalooza

2016



This month's article comes from the banks of the Ada River, deep in the Erinunderra National Park, north of Orbost. I was 'between circuit boards', which is to say I'd just sent one off to China for processing and I was within that brief honeymoon period between completing a design and finding what mistakes I'd made when it comes back as an etched panel.

This camp is a pleasant one, with a substantial clearing in among some giant Mountain Ash trees. Through the rising smoke of the

campfire I can see the rapidly flowing river, gurgling incessantly. We are surrounded by Bellbirds pinging away in the tall timber, punctuated by the occasional call of a whip bird. We are the only occupants of the camp that could support 30 people without difficulty. It is a pretty place that ticks all of the boxes, including good 2-wheel drive road access. A down side is that it's a good five hour drive if coming here from Melbourne.

Our Antennapalooza weekend was now a few weeks behind us. The large rhombic antenna has been coiled up, poles stacked and only stored images remain. Now the alpacas are eying off the cold fire pit, with a view to rolling in it. It's some kind of alpaca thing where they compete to see who can get the most filthy in the shortest possible time.

Many thanks to those who helped get the event site together this year. On the Thursday before, Albert VK3BQO, Bruno VK3BFT, Graeme VK3XTA and Murray VK3FADX. In the mid thirties, it was dammed hot and we sweated buckets to get them up in time to be blown over in the storms of the following day. The four 12 metre high poles for the rhombic antenna initially went up well. They were guyed at two points and would easily have stood up to any average storm with 70kph gusts. Unfortunately, on the Friday morning we had an unusual storm move in which blasted the area up to 90kph and two of the poles came down. Later, the local newspaper referred to it as a mini-typhoon that had swept through our area, dropping many established trees.



It also blew over our toilet, ripping the four star pickets from the earth. I should have put guy ropes on the dunny. What was I thinking?

Mark VK3PKT and his stepson Angus had established themselves late on the Thursday in the forest area, as had Ron VK3FRDL with his camper. Mark's tent was shredded in the storm and a decent sized branch came down on Ron's awning and created significant havoc.



After the initial front came through, some much appreciated helpers arrived. Bruce VK3BRW and Mike VK3KTO joined Bruno and myself to have a go at installing four new sections of PVC mast pipe to repair the damage. The wind had dropped and we restored the two fallen poles. This did not take long as the guy ropes were all still set to the correct lengths. Then another front moved in. It began to rain sideways and again, we experienced gusts peaking to 90kph. We retreated to the house for some coffee and a bit of a sook, as we watched three of the poles literally explode under the lateral pressure and come crashing down again. A vote was not required in order to call it a day.

So on the Saturday morning of the event, the signs were hastily posted, the Scout Marquee was erected and I took another trip into Bunning's to retrieve three more 90mm PVC sections. The day was much nicer and by midday we were in full swing.

Marc Hillman VK3OHM gave an excellent lecture to about 25 participants on the Sark antenna analyser, using the Club's off-centre fed dipole as an example. Live video feeds from the Sark unit were extended to the big screen using the Club's video projector operating under inverter power. Later, Roy Seabridge VK3GB spoke of his experiences with grounding systems on wire antennas and how this has made a big difference to antenna performance.



The campfire was ignited and became a focus of attention of beer and beverage drinkers. Other visitors exercised their antennas and put out a few calls on HF, between the organised mayhem of the John Moyle contest.

By nightfall, the four 12 meter poles had been restored (third time's a charm) and some 300 metres of MIG welding wire had been hoisted high between the 4:1 balun and the 800 ohm terminating resistor.



There is scope to elaborate on the characteristics of this interesting antenna, as a separate article, so we won't dwell on it here, suffice to say that it worked very well and we had some solid contacts on Paul VK3TGX's portable rig, using the wheel arch of the boom lift as an impromptu table.

(Later on contacts were also made using a MDT QRP rig, smallest radio, biggest antenna. Ed)

The remainder of the evening, and small hours into the following morning were spent closer to the fire. Chris VK3QB dug up some Kevin Bloody Wilson to remind us of his colourful and timeless view of life. Graeme VK3XTA had set up a substantial audio system run from a quiet generator parked some distance away, and gave us a delightful 80's and 90's background playlist to set the mood.

On the Sunday, there was a quieter start to the day, but there seemed to be an inexhaustible supply of things to talk about and antennas to play with.

Phil VK3YB gave a short talk on WSPR communications, using the rhombic antenna overnight to gather automatic contacts on this interesting mode of communications. Rob VK3BRS spoke about the contents of the GGREC Field Kit, comprising of mast, antenna and transceiver equipment.



Our guest visitor, David Bush arrived in the afternoon with his military Humvee and told of the circumlocutious path by which it came into his possession from Saudi Arabia. There's quite a lot to these vehicles that is not immediately obvious and it attracted considerable interest.

Not long after the vehicle demonstration, the event wound down. The marquee was folded and individual camps were deconstructed for another day.

So the Antennapalooza event was once again regarded as a success, despite the chequered beginning. As always, it only works by the combined efforts of individuals and their willingness to help out when the need is greatest. Both members of the GGREC and visitors of nearby clubs rose to the occasion with vigour, yet again.

Antennapalooza is bigger than just the GGREC. It is an occasion for members of many clubs to get together and talk about their shared affection of Amateur Radio and what the future shall bring. While the format is sound, no such event is quite the same each year, nor should it be. Each time we stage Antennapalooza there needs to be fresh attractions and fresh reasons for being there, so there is work involved, but its events such as these that will be reminisced about far into the future.





Mid Year Lunch Saturday 18th June 2016.

At Lady Lavender's Tea Rooms 3085 Princes Hwy, Bunyip VIC 3815

www.ladylavenderstearoom.com.au

Fog will not spoil our view of the Lavender at this years' Mid Year dinner. Lady Lavender is located just off the Princes Highway at Bunyip. The entrance is between the turn off to Garfield road and the turn off to the Old Princes Highway.

To quote from the website:-

"Our extensive lunch menu of traditional comfort food and decadent desserts are all made fresh on premise with as many homegrown and locally sourced ingredients as possible. So whether you are after a morning cuppa and scone, lunch with friends or a leisurely afternoon tea, our menu has something for everyone."

You can view the menu on line and purchase alcoholic drinks by the glass at the bar. So come along and get together with friends to celebrate the start of a new Club year.

To secure your spot at the table, please pay a \$5.00 deposit to the treasurer at the April or May general meeting. If you pay your deposit directly into the Club account, please follow up you payment with an email to the Treasurer with your details.



Notices

GGREC Home Brew Award



The deadline for submitting your entry amateur radio project for the Home Brew Award has been extended to the May General Meeting. Mike Ide VK3KTO and Nils Brock-Eriksen VK3FLYS have agreed to be our esteemed judges of the submitted entries. The lucky winner will be presented with the award at the Mid Year Dinner in June. This will give you plenty of time to finalize and polish your home

GGREC Sunday night Net

Want to know the latest GGREC Club news and details of upcoming events? If you want to be kept up to date then you need to call into the **GGREC Sunday Night NET**. The NET is held every **Sunday** at **8:00 PM** sharp on **VK3RLP 439.475 MHz, 91.5Hz** tone access. Don't miss out!

EMDRC Open Day and IC7300 SDR radio demonstration.

I must thank EMDRC and ICOM for the invitation to their Club open day and ICOM IC-7300 demonstration held on Saturday the 9th of April. I arrived just on 12:00 noon and had a grand tour of the EMDRC Clubrooms. I must say that I was impressed at their well set up workshop area where members have access to a wide range of machinery suitable for making just about anything they can dream of. The radio room was well laid out with plenty of room to move. After a feed of BBQ'ed sausages and catching up with Wayne Cooke VK3XF and friends, we went back into the Clubroom for a detailed description of the workings inside the ICOM IC-7300. The IC-7300 was available for a "test drive" and Hero from ICOM was on hand to answer any questions we might have about the radio and its operation. The touch screen was very easy to use and having a waterfall display of the band was a great addition to the radios display. I must thank EMDRC and ICOM for a very enjoyable afternoon. Thank you to Bryan for sending out the invitation to all GGREC members so that we had the opportunity to attend. Hero also said that he would like to visit our Club later in the year with a view to repeating the presentation. I'm sure that we can accommodate that request.

Bruno Tonizzo

Notices

All you wanted to know about Gravity waves but were afraid to ask.

Dave Rolfe VK3JL is a member of GGREC and quite a few other Clubs, one of which is President of an Astronomy Club. With the discovery of Gravity waves fresh in the news, Dave has offered to give us a talk at the April GM about Gravity waves and how they were discovered. Who knows, one day in the distant future we may use gravity waves for space transport or communications by distorting space and time???

As the lady said to her psychiatrist, "Doctor, doctor I can see into the future. When did this start happening said the doctor. Next Tuesday week said the lady! "



April is Annual General Meeting Night



Yes, it's time to fill the seats in the Guide Hall for the GGREC Annual General Meeting. Get ready to raise your hand to form a new Committee. The new Committee will set the direction of the Club for the next 12 months and beyond and this is your opportunity to get on board. It's not hard work, is very rewarding and can be lots of fun. So what's stopping you? See you at the GM/AGM on Friday the 15th April.



ANZAC DAY SPECIAL EVENT

The **School Amateur Radio Club** kids and the **Melbourne Region Cub Scouts** will be joining forces to participate in group activities, displays, demonstrations and challenging missions during an ANZAC day special event at the 1st Bentleigh Scout Hall, Victory Park, 21 Patterson Road Bentleigh, on Monday, 25 April 2016 from 9am to 4pm.

The event includes an ANZAC day commemoration, lunch and entry into the 2016 Global Space Balloon Challenge.



This all-day family event is for school children, scouts and young aspiring amateur radio enthusiasts.

Group activities include:

- First Aid – CPR demonstrations
- SARC electronics, prototyping and circuit board soldering demonstrations
- Scout proficiency badge activities
- Amateur satellite, shortwave, line-of-sight and weak signal communications
- Portable, solar-powered, emergency communications
- Hidden transmitter hunts, direction finding, navigation and triangulation

Timetable:


- 0900 Official opening
- 0915 Group activities 1
- 0945 Morning tea
- 1000 High altitude balloon launch/tracking
- 1030 Group activities 2
- 1100 ANZAC day commemoration
- 1130 Joint search and rescue mission 1
- 1230 BBQ lunch and drinks
- 1330 Group activities 3
- 1400 Group activities 4
- 1430 Joint search and rescue mission 2
- 1530 Afternoon tea
- 1600 Finish



PARENTS: Why not bring along some camp chairs and have a relaxing time while your kids have fun, make new friends and learn new skills!

REGISTER: To receive a detailed program prior to the event and to register for your name tag and lunch, please visit the **School Amateur Radio Club Network** at www.sarcnet.org.

MDT Radio Frequency Display



So you built the MDT radio kit, It's a nice little radio, however a frequency display it has not. I played around with mine at the anten... (hang on, copy,paste) Antennapalooza weekend at Ian's and I made some contacts, including one on Ian's Rhombic antenna, to a contest station, however I didn't have a pen and paper handy for a log – Hang on, what's one of the first things for the log – Frequency – oops, I haven't calibrated the dial.

Ah forget that, time for a frequency display.


Now we were shown a Chinese module at the club rooms, however it was far too big to fit into the radio. Well I suppose you could mount one with the LCD facing out the top of the radio – YUK.



So I had a look in my junk box and found several 5 digit mini LED displays, that were once popularly used in calculators before LCD's became available. I then had a look with Google and found http://www.qsl.net/dl4yhf/freq_counter/freq_counter.html#breadboard Looking good, so I built one, using the 5 digit HP display modules I had removed from a Codex 9600 modem many years ago, when I was repairing them at Telstra.

Being rather old they require a fair bit of a kick (current) to make them stand out, unlike the high efficiency LED used by Wolfgang, DL4YHF in his design, so I had to reduce the 560 ohm resistor quite a bit to make the HP's sing. Trouble was I was now exceeding the 25mA current limit on the digit drive outputs of the PIC micro, as each digit can have 8 segments lit at once – i.e. 7seg+dp by 20mA = ouch.

My solution to that was to install 4 PNP transistors as emitter followers; this made the PIC16F628A a lot happier, along with Wolfgang's 5th digit kludge.



As you can see, I built mine on a piece of Varo-board with the display on the front edge so it shows through a window I cut just above the tuning control.

The underside of the radio's lid has 4 PCB mounts just asking for a board to be mounted there.

Yes a PCB would be a lot nicer, however I don't usually think of such things for one offs.

Come to think of it, I've never done a PCB using a CAD package and had a board made for me..

When it came to connecting the board to the MDT, that part was easy as the oscillator stage outputs a healthy 5V p-p signal, all I needed was a coupling cap to remove the DC offset and a 100K resistor to ground to bring the PIC's input pin back towards ground.

All good, hole cut, ready for the lid screws, but first better check for interference.

Yikes – S9 digital crud. Oops. After some experimenting I found 99% of it was getting into the MDT via the positive supply lead. If I supplied the counter's 12V by another lead (even one from the same supply), all was ok. Even though I was picking up the DC directly from the MDT's power connector (Not even using the MDT's reverse polarity diode) it was not good enough. As you can see in the picture, the counter had its own regulator and filter caps etc., I even tried a pre wound choke out of an old power supply – No go.

In the end I put a 39ohm resistor between the MDT and the counter board, this gave me a %98 solution. (the counter draws about 65mA)

So why is the MDT so sensitive on it's DC input – that's a topic for another day.

So anyone interested? – it cost me about \$10 from Jaycar, all I needed was the PIC micro, 10MHz crystal, 2 22pf caps, and 8 120ohm resistors, the rest I had.

Have a look at Wolfgang's website for the circuit's etc., I can program the PIC's if you want, and I have a small stock of the HP displays I used (But remember you'll need some extra transistors) If there is enough interest I'm sure a club PCB guru could help out.

Paul VK3TGX





Moorabbin and District Radio Club.

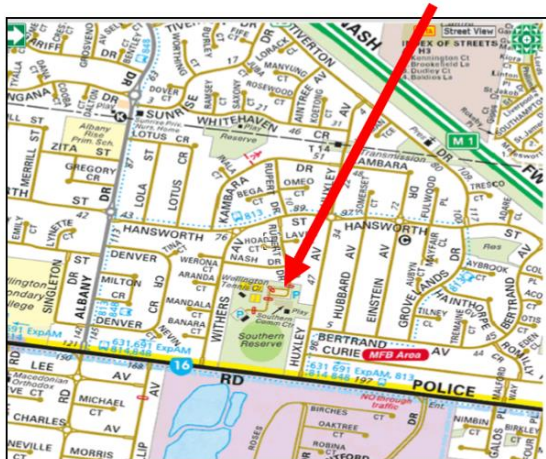
PO Box 58 Highett 3190

VK3APC

***** Saturday 7th May, 2016 *****

HAMFEST 2016

Location – Southern Community Centre - Rupert Drive, Mulgrave
Melways Reference **80 F4** (Enter via Huxley Ave off Police Rd.)



- * GREAT VENUE
- * PLENTY OF SPACE
- * MELBOURNES BIGGEST
- * MAJOR AND MINOR DOOR PRIZES

The Moorabbin & District Radio Club have much pleasure in inviting you to participate in
VK3's BIGGEST ANNUAL HAMFEST
Snacks and hot food will be available – FREE TEA & COFFEE!

Talk in via 439.900Mhz 70cm VK3RSE

PRIZE DRAWS: Every entry ticket goes into the draw & additional tickets on sale

SALES: NEW - Importers and suppliers of amateur equipment & accessories.

SALES: USED - Preloved ham gear & accessories, PC's & bits & pieces

All inside and undercover. Demonstrations of Radio equipment and accessories.

ENTRY ONLY \$7.00

(Doors Open 10am – entry tickets on sale prior)

(INCLUDES FREE DRAW IN THE MAJOR DOOR PRIZE.....)

Tables available at \$20 each, (1.8m long)
includes lunch voucher. Please contact:

Lee Moyle, VK3GK. Tel: BH/AH (03) 9705 1051

Email: vk3gk@aanet.com.au

Graeme Lewis, VK3GL. Tel AH: (03) 9702 1199 or

Mobile (0418) 171601

Email: vk3gl@bigpond.com



Webpage - www.mdrc.org.au

General Meeting Minutes 18/03/2016

Start time: 8.05 p.m.

Location: Club rooms.

Chairperson: Bruno

Minute Taker: Bryan

Present: As per attendance sheet

Visitors: Nil.

Apologies: As per attendance sheet.

Correspondence received:

1. Application forms from WIA for Public Liability Insurance.
2. Summer 2016 VHF/UHF Field Day results.
3. Emails re. appointment of club auditor.
4. Breakout magazine for February 2016 from NZ.
5. EMDRC March 2016 Bulletin/Newsletter.
6. Email from EMDRC re. issues with VK3REC/Funeral details for VK3UM/EMDRC Hamfest.
7. P.O. Box renewal notice from Australia Post.
8. Details re. Antennapalooza working bee.
9. Notice of change of address of Fitzpatrick & Co.
10. NERG News March 2016.
11. Prac night notice from VK3BRS for 4 March 2016.
12. RARC Newsletter for March 2016.
13. Website hosting credit from Ventra IP Australia.
14. Email re. Antennapalooza working bee from Ian VK3BUF.
15. Gateway magazine for March 2016.
16. Notice re MDRC Hamfest on 7 May 2016.

Correspondence sent:

1. Email from Treasurer to Cranbourne Guides re. annual rent payment.
2. Breakout magazine for February 2016.
3. EMDRC March 2016 Bulletin/Newsletter.
4. Email from EMDRC re. issues with VK3REC/Funeral details for VK3UM/EMDRC Hamfest.
5. EMDRC Hamfest 2016 video.
6. Notice from Ian VK3BUF re. Antennapalooza.
7. NERG News March 2016.
8. RARC Newsletter for March 2016.
9. Notice re Antennapalooza working bee.
10. Change of address notices to: Cranbourne Guides, City of Casey, Fitzpatrick & Co, WIA, Amateur Radio Victoria, Energy Australia.
11. Notice from Graeme Lewis re. MDRC Hamfest.

Treasurer's report: Ian presented the Treasurer's report up to 07/03/2016. If members are after an individual report, they should contact the Treasurer direct.

Read: Ian VK3BUF **Moved:** Ian VK3BUF **Seconded:** Leigh VK3FACB **Carried:** Yes

New Callsigns: Nil.

Previous Minutes: As distributed via Gateways magazine.

Business arising from the previous minutes:

1. Pat 3OZ presented a report on the head shave which happened today. Approx. \$2k was raised, which provides one week's research.
2. Hamfest – still proceeding. Down to 18 tables left now.
3. Mid-Year Lunch – Lady Lavender Cottage in Bunyip. Menu is online and it is licensed. They also sell lavender products. Wings and Fins in Tooradin. Notting Hill Hotel also a possibility. Cardinia Club in Racecourse Road: Seniors all week; decent serves.
4. Working Bee – Clean-up of the shack, and PL259 on log periodic was fixed, so should be ok from now on.
5. Next Month is AGM. Looking for people to nominate for positions.
6. Home Brew Award – No entries tonight. Possible for people to enter at the next prac night.
7. Callbooks available – if you have paid for them, they are available for collection.
8. Repeater report – all working ok.
9. 40th Anniversary – need to start planning this event.
10. Sunday Night Net – good attendance last week. Official start time will change to 8.00 pm. We will change that on the website and the magazine back cover.
11. MDRC Hamfest – coming up. Please show your support.
12. P.O. Box non-renewal.

New business:

1. Antennapalooza report – Ian reported on their construction work yesterday. Storm front came through this morning and blew three posts for the rhombic out. Destroyed Mark's tent and damaged some of Ron's gear. Toilet also blown over. Scout tent will be put up tomorrow morning. Slight change of program on Sunday morning with presentation by Chris Chapman.
2. John Moyle Field Day tomorrow, starting from midday.
3. VK3UM SK.
4. WIA Election coming up – check your copy of AR for voting papers.
5. Proposal from WIA has been put up on WIA website, regarding the proposal from Govt for Radio Comms legislation. Worth reading and considering.
6. VHF/UHF Field Day results – Mike VK3KTO presented a report on our effort. We finished up with 997 points, with the winner being VK5ARG. 6m 124 points, 2m 423 points, 70cm 450 points. We did not have a presence on 1296MHz, which might be something to think about in future.
7. Club Auditor: Ian suggested that Cathy West be the club auditor. Moved Ian VK3BFT that Cathy West be appointed as our auditor. Seconded Di VK3JDI. Passed.

Meeting closed: 8:47 pm

Next Committee Meeting: 05/04/2016

Next Prac Night: 01/04/2016

Next General Meeting: 15/04/2016



Club Information



Meetings 2000hrs on third Friday of the month at the
Cranbourne Guide Grant Street Cranbourne
Prac nights first Friday in the Peter Pavey Clubrooms Cranbourne 1930hrs
Visitors are always welcome to attend

Office bearers

President	Bruno Tonizzo	VK3BFT	Repeater Officer	Albert Hubbard	VK3BQO
Admin Sec	Acting- Bryan Simm	VK3FOAB	Web Master	Mark Clohesy	VK3PKT
Treasurer	Graeme Brown	VK3BXG	Magazine Editor	Paul Stubbs	VK3TGX
General 1	Rob Streater	VK3BRS	Property Officer	Bruno Tonizzo	VK3BFT
General 2	Vacant	VK3XF	Secretary	Ian Jackson	VK3BUF

Call in Frequencies, Beacons and Repeaters

The Club Station VK3BJA operates from the Cranbourne Clubrooms.
6m Repeater VK3RDD – Currently de-commissioned until further notice - *sorry*
70cm Repeater Cranbourne VK3RLP In 434.475MHz Out 439.475MHz CTCSS 91.5Hz
VK3RLP Repeater supports Remote Internet access (IRLP), Node 6794.
70cm Repeater Drouin VK3RWD In 433.575MHz Out 438.575MHz CTCSS 91.5Hz
Simplex VHF - 145.450MHz FM • Simplex UHF - 438.850MHz FM
VK3RLP Beacons 1296.532MHz & 2403.532MHz

Membership Fee Schedule

- Pension Member rate \$25.00 Extra Family Member \$20.00
Standard Member rate \$40.00 Junior Member rate \$25.00
Fees can be paid by EFT to BSB 633000 - Account 146016746.
• Always identify your EFT payments.
• Membership Fee's Are Due at each April Annual General Meeting.

Magazine Articles to editor@ggrec.org.au or vk3tgx@gmail.com
All other Club correspondence to: secretary@ggrec.org.au
or via Snail Mail : GGREC, C/O Ian Jackson, 408 Old Sale Rd, Drouin West 3818
GGREC Web Site & Archive may be viewed at: www.ggrec.org.au
Website errors, contact web master via email webmaster@ggrec.org.au
Facebook Page www.facebook.com/GippslandGate