

GATEWAY



THE OFFICIAL JOURNAL OF
THE GIPPSLAND GATE RADIO
AND ELECTRONICS CLUB INC

JULY 1999

Gippsland Gate Radio and Electronics Club Inc.

Incorporation Number A0016893M

Club Meetings are held on the third Friday of each month
at the Cranbourne Girl Guide Hall in Grant Street.

The meetings commence at 8:00 PM.

Visitors are most welcome.

Committee Members 1999/2000

President	Bruno Tonizzo	VK3BFT
Secretary	Dave Campbell	VK3XMF
Treasurer	Mike Ide	VK3KTO
Committee member	Albret Hubbard	VK3BQO
Committee member	Graeme Wheatley	VK3XTA
Magazine Editor & Printing and Dispatch	Dianne Jackson	VK3HDI Ph. (03) 9776 5000

Club Station VK3BJA Located at the Guide Hall

Club Repeater VK3RDD Freq. in 52.575, out 53.575 Mhz

Call in Freqs. are HF on 28.325 Mhz, USB

VHF on 146.225 Mhz, FM and UHF on 438.850 Mhz, FM

Visit our internet site at:

<http://avoca.vicnet.net.au/~ggrec/>

Current GGREC Inc Membership Fee Schedule

Full Member \$30.00, Pensioner Member \$15.00

Junior Member \$15.00, Extra Family Member \$10.00

Fees due after each April Annual General Meeting.

**The deadline for submitting Gateway articles is EIGHT DAYS
before each General Meeting.**

Please direct magazine correspondence to 105 Franciscan ave Frankston 3199
or E mail ijackson@netspace.net.au or Fax: 9776 5451

All other Club correspondence to PO BOX 1098 Cranbourne 3977

Presidents Message

Welcome to the July edition of GATEWAY.

The annual Winter Dinner proved to be quite a night! Reg's talents as a Disc Jockey shone through, only to be rivalled by Helmut and Dorothy's skills on the dance floor. The variety, quality and quantity of food available saw many partygoers lining up for seconds and sometimes thirds! Well done everyone.

The White Elephant Sale on Saturday the 17th July is shaping up to be bigger and better than last year, thanks largely to the organisational talents of Reg and Albert. Helpers on the day will be rewarded with free tea or coffee and some food from the BBQ. Please register yourself on the day as a helper, with Albert or Reg.

This month there will be not be a guest speaker as we will be setting up the Guide Hall for the White Elephant sale. I'm sure the club radio station will be getting a lot of use on this night, as the AOCP / NAOCP examinations have just been held. I wonder how many new callsigns will be announced at the next meeting ??

Thanks must go to Ian Jackson, Peter and Pat Pavey for their effort in helping others achieve their goals of attaining amateur licenses.

Promotion of the Gippsland Gate Radio and Electronics Club is high on the priority list for the committee and I will be inviting comments from members at July's meeting. We will also hope to finalise the discussion about the club's computer requirements.

Don't forget the visit to Studio City Museum on August 1, it will be a great day out.


See you at the July meeting,

73's from Bruno VK3BFT



Event Queue

DAY	DATE	TIME	DETAILS
Fri	16/07/99	8pm	General meeting
Sat	17/07/99		White Elephant Sale
Sun	01/08/99	12.30	Studio City Museum and Lunch
Fri	06/08/99	8pm	Prac night at guide hall
Tues	10/08/99	7.30pm	Committee Meeting at Bruno VK3BFTs house in Endeavour Hills. <i>Visitors are welcome</i>
Fri	20/08/99	8pm	General meeting



Since we had half a page left over, here is a recent pic of Albert VK3BQO driving among the Snow Gums in the mountains South of Mt. Buller.



Gory Details ...

NOTE EARLY MEETING START TIMES.

General Meetings will now be starting at **8:00pm sharp**. Please **Don't Be Late!**

DAY TIME MEETINGS

The GGREC are now holding **monthly** Day time meetings, these will be held on **every 4th Thursday** of the month, from **10am to 12noon**. Our Next Day time meeting will be held at the Guide Hall on **Thursday the 27th of July**. **Everyone is welcome**, (including partners), to come along and have a cup of tea or coffee, and enjoy some pleasant conversation with friends and fellow radio enthusiasts. See you there.

STUDIO CITY MUSEUM

This is a fantastic display of TV, Radio, Music and Cinema nostalgia, including the original IMT wheel and barrel, the Seekers costumes, the real Gerry Gee, Ossie Ostrich old film equipment, and much more. The museum is right next door to a pub so we will have lunch at the pub first at 12.30 and then inspect the museum. There is also a "Birds of Prey" display near by at 3.00pm if anyone is interested in that. Meet at 12.30pm at MOOROODUC COOLSTORES, Moorooduc Highway, Moorooduc. (5 kms. From Frankston). Melway Ref: 105 K9

FEES

For many **Annual Membership Fees** are still due. See Mike VK3KTO, our Treasurer.

If you did not receive this magazine and are not reading it right now, it is because you are unfinancial.

If you *are* reading this notice, it must mean that you *are* financial, in which case you can disregard this message.

A Full Membership is \$30.00, Pensioner Member \$15.00, Junior Member \$15.00, and an extra Family member is \$10.00

1999 RADIO CLASSES - NOW COMPLETE

Some observations by Ian Jackson VK3BUF

The AOC/NAOC classes that have been in progress for the past several months are now over. Eighteen exams (a mixture of novice theory, full theory and regulations) were conducted last week at the class venue in Cranbourne. It has been a busy time for all, and despite the arduous workload, an enjoyable one. Twelve of the thirteen students who began the course stayed to completion.

The Morse Code sessions preceding the theory proved to be a bit more of an obstacle with several candidates giving it away in order to spend more time focusing on the technical subjects. I would like to thank both Peter and Pat Pavey for their time and patience on the CW training. While it is relatively simple to just run a tape or computer program to churn out some Morse, much of this study time is wasted without some guidance on the correct approach. Peter and Pat were able to provide this.

An evening course of this kind is difficult to survive without stimulants. Accordingly acclamation is also due for Mike VK3KTO who kept the tea and coffee steaming on cue for the entire course. When the bloke up the front is droning on and on about inductive reactances and Boolean algebra, it's the caffeine in the blood that makes the difference between avid attention and eye drooping oblivion.

The students are what it's all about. I could see that during these sessions that many of them have become good friends and all were a pleasure to teach. Few were afraid to ask questions and to pursue relentlessly when supplied with wishy washy answers, which is as it should be. Of course, they all realise that whenever I said something that made no sense at all, that I was really just testing them to see if they were still awake. At least, that's my story.

Amateur Radio is not an easy hobby to embrace, particularly if the background of the individual has not been a technical one. The temptation to abandon the examination path and pursue a less laborious pastime is high, particularly if after several months of study, the first exam does not yield a positive result. I can only reiterate as an amateur of some 23 years that the result *is* worthwhile. The bit of paper that you stick to the wall with a bit of blue tack is not just a license for a radio. It is a proof that you have acquired *knowledge*, an understanding of the concepts behind the knobs and dials that will remain with you for lifetime. The AOC exam was a fairly stiff one. I would dearly like to see those who did not crack it first time round, come back in early September for the next round of exams.

An additional thank you is due for the ladies of the W.I.A. examination service division, who have been meticulous in their prep of the various papers. Many have little appreciation of how much blood, sweat and sticky tape goes into those little packages. It all seems very transparent when the right papers show up at the right place at the right time, but this only really come to pass because someone, somewhere cares enough to make it happen.

For better or worse, few of those who participated in our 1999 class will forget the experience. A year or a decade from now, often at the oddest of times, they will bump into a bit of technology somewhere and surprise themselves by thinking 'Hey, I know how this thing works!' That alone, will make it worthwhile.

Windowise Your SSTV With Windows 95 SSTV

by John L. WICKHAM; VK3ZK

SSTV programs such as JVFAX and M-SCAN are fine in their own right, but aren't you sick and tired of DOS mode-only programs and having to jump out of the multi-tasking Windows 95 environment just to see what is happening on SSTV? How would you like an SSTV package that uses your sound card instead of tying up a serial port?

Look no further chums, because Windows 95 SSTV is here. It features both TX and RX thumbnails, a repeater test tone of 1750 Hz and a DSP audio filtering system to clean up the received audio. It requires, at least, an 80486 processor at 66 MHz, a minimum of 8 Mb of RAM with 12 Mb recommended and Windows 95 or 98. It also insists on a 24-bit colour display card but mine is happily running on 8-bit colour.



You need to download this package from the Internet. The URL is <http://www.siliconpixels.com>. You will require three 1.44 Mb floppy disks. After the download, the program has to be installed on your system. This is a shareware program and it will cost you \$US 50.—to register. Upon registration, you are sent a registration file which is installed in your package. If you choose not to register, you will be hit with an obnoxious "Nag Screen" every time you exit the program.

You will need two pieces of shielded audio cable, both fitted with a connector to suit the sound card and a connector to suit the radio. The receiver output connects to the sound card "Line IN" jack and the transmitter audio input connects to the sound card's "Line OUT" or "Speaker" jack. You may also hold the microphone to the sound card speaker system when transmitting SSTV but you will need to switch from RX to TX manually at the transceiver end.

The plusses of Windows 95 SSTV are, it uses the sound card, it has an in-built graphics editor, it has a repeater 1750 Hz tone facility and it has separate thumbnails for both received and transmitted pictures. Its minuses are that obnoxious Nag Screen that you get when you exit, no support for the Scottie DX mode and it only supports the ".BMP" image format (the registered version will support all of the popular image formats and you will not be hit by that nag screen).

To sum up, Windows 95 SSTV is an easy-to-use, Windows-based SSTV package. The most superior SSTV package of course is Chroma Pix but W95SSTV is good for the newcomer to SSTV. Now go and download this baby from the Internet and donate your DOS-only SSTV packages to Pharaoh's tomb.

GGREC MID YEAR DINNER 1999 - SOME FAMILIAR FACES



INSTRUCTIONS FOR GIVING YOUR CAT A PILL:

(lifted from the 3LO Terry Lane funnies site)

1. Pick cat up and cradle it in the crook of your left arm as if holding a baby. Position right forefinger and thumb on either side of cat's mouth and gently apply pressure to cheeks while holding pill in right hand. As cat opens mouth, pop pill into mouth. Allow cat to close mouth and swallow.
 2. Retrieve pill from floor and cat from behind sofa. Cradle cat in arm and repeat process.
 3. Retrieve cat from bedroom, and throw soggy pill away.
 4. Take new pill from foil wrap, cradle cat in left arm holding rear paws tightly with left hand. Force jaws open and push pill to back of mouth with right forefinger. Hold mouth shut for a count of 10.
 5. Retrieve pill from goldfish bowl and cat from top of wardrobe. Call spouse from garden.
 6. Kneel on floor with cat wedged firmly between knees, holding front and rear paws. Ignore low growls emitted by cat. Get spouse to hold cat's head firmly with one hand while forcing wooden ruler into mouth. Drop pill down ruler and rub cat's throat vigorously.
 7. Retrieve cat from curtain rail, get another pill from foil wrap. Make note to buy new ruler and repair curtains. Carefully sweep shattered figurines from hearth and set to one side for gluing later.
 8. Wrap cat in large towel and get spouse to lie on cat with its head just visible from below spouse's armpit. Put pill in end of drinking straw, force cat's mouth open with pencil and blow down drinking straw.
 9. Check label to make sure pill not harmful to humans, drink glass of water to take taste away. Apply band-aid to spouse's forearm and remove blood from carpet with cold water and soap.
 10. Retrieve cat from neighbour's shed. Get another pill. Place cat in cupboard and close door onto neck to leave head showing. Force mouth open with dessert spoon. Flick pill down throat with elastic band.
 11. Fetch screwdriver from garage and put door back on hinges. Apply cold compress to cheek and check records for date of last tetanus shot. Throw T-shirt away and fetch new one from bedroom.
 12. Ring fire brigade to retrieve cat from tree across the road. Apologise to neighbour who crashed into fence while swerving to avoid cat. Take last pill from foil wrap.
 13. Tie cat's front paws to rear paws with garden twine and bind tightly to leg of dining table. Find heavy duty pruning gloves from shed. Force cat's mouth open with small spanner. Push pill into mouth followed by large piece of fillet steak. Hold head vertically and pour a pint of water down throat to wash pill down.
 14. Get spouse to drive you to emergency room; sit quietly while doctor stitches fingers and forearm and removes pill remnants from right eye. Stop by furniture shop on way home to order new table.
 15. Arrange for RSPCA to collect cat and call local pet shop to see if they have any hamsters.
-



DAY TIME MEETINGS

*Don't forget the GGREC monthly Day time meetings.
These are held on every 4th Thursday of each month,
from 10am to 12noon.*

*The Next will be at the Guide Hall on Thursday the 27th of
July. Everyone is welcome to come along and have a cup of
tea or coffee, and enjoy some pleasant conversation with
friends and fellow radio enthusiasts. See you there.*



*Spend a few hours of a Sunday afternoon at Studio City, 5 km South of
Frankston. See hundreds of photos, props, film clips and hardware from
early Australian Radio and Television. Yes, Even Rolf Harris's original
Wobble board is there!*

*Meet at 12:30 Sunday 1/8/99 for lunch in the adjacent Tavern,
immediately followed by the Studio City tour. It is at the Moorooduc
Coolstores, on the Moorooduc Rd, Melway ref 105-K9*

THE DATA SIDE OF RADIO

Please note that information contained within this article may not have been verified and is for interest and assistance only. No responsibility will be accepted for use of this information in any form.

WINDOWS START MENU

Right click or left click on the **START** button? This is the question. What is the difference? Let me explain.

If you left click on the **START** button, a list of items appears for your selection. If an item is presented with an arrow beside it, then more items form a submenu under that item. If you hold your mouse pointer on one of these items, the submenu will unfold. Once again submenus may exist under other submenus until it all gets too boring to worry about. Anyway you can set this up for yourself so that all your programs don't exist in the main **STARTUP** menu. In other words, you can format it how you like.

In windows 98, you can actually hold the mouse pointer on the item you wish to move, press and hold the left mouse button, move the pointer to another menu selection, submenu, then submenu etc until you find the menu to drop your item into, then release the left button when the pointer is over the required menu. This works great and you can move your application folders and shortcuts or icons to any of your menus or submenus using this method.

Unfortunately in Windows 95 and NT, it is not quite as simple, but can be done. Instead of opening the start menu by left clicking on the start button, perform a right click on the **START** button instead. This will bring up a short list of alternatives to choose from. The top selection will be (should be) **OPEN**. Left click this item and a folder will open in the form of a window. Inside this window you will find all the items from your **START** menu except for the system setup items which are **Run, Help, Find, Settings** and **Documents**. This window contains items, which will open into windows themselves when double clicked. These again may open into more windows.

You can place the mouse pointer over an item (icon) press and hold the left button, drag the icon to another folder, then release the left button. This will drop the icon into new folder or window. If you want to play with this procedure it is best to create a couple of test folders and copy, move, delete or create shortcuts in each of them but leave your real folders alone. It is easy to copy stuff anywhere and everywhere and hard to find it again. By the way, does the term "Drag and Drop" now mean anything to you?

GGREC WEBSITE

How many of our members visit their own Club site? David is doing a great job of it and the presentation holds its own amongst similar sites. Well done Dave. HINT: the address is inside the front page of the Magazine.

JOTI

This year the Club has been asked to investigate the possibility of our participation in Internet operation during our JOTA event. This requires a little bit more than just plugging a radio into antenna and power supply so we will have to discuss this to see if it is achievable.

FOR YOUR INFO.

Did you know that Windows 98 now comes in Second Edition? Yep that is what it is called. It has some new tweaks and a great new feature that allows other computers on the same network to access the Internet via the PC with 98 Second Edition running. If you don't understand what I mean, you don't need it anyway.

ONE CLICK RESTART.

To restart Windows without the PC rebooting as well: follow these steps.

Select **START, SHUT DOWN, RESTART THE COMPUTER**, then hold down the Shift Key as you click the Yes button.

TASKBAR

You know that funny long thing that usually goes across the bottom of your screen with the **START** button and a clock (usually) in it. Well this "taskbar" can be relocated to any of the 4 edges of the screen if your heart desires. Just place your mouse pointer over the clock then press and hold the left mouse button while dragging the taskbar to any edge of the screen. At the required edge, let go of the mouse button. Try it; I prefer the top edge but it does create a small problem at the top edge. It seems that some programs do not respond to the top edge correctly and push the top of their screens under the taskbar. This should only be a problem if you leave the taskbar showing all the time. If you wish to hide it, select **START, SETTINGS, TASKBAR**, then click on **AUTO -HIDE**. After this has been selected, when you move the mouse to that edge of the screen, the taskbar will reappear.

Until next month.....

If there is something in this article that needs more information please contact me in person or via email at albert@telplus.com.au

73.....DE VK3BQO ALBERT

GGREC White Elephant Sale

Saturday 17th July 1999

**This will be held at the Guide Hall
in Grant Street, Cranbourne.**



**The doors open for Sellers to set up at 8:30 am.
\$15.00 a table, \$8.00 a half table.**

**The doors open for Buyers at 10:00 am.
Entrance fee \$4.00**

**For table bookings or further information,
please contact:**

Reg Goddard VK3UK (03) 9547 9659

GIPPSLAND GATE RADIO & ELECTRONIC CLUB Inc

General Meeting minutes 18/6/99

Start: 8.05 pm **Chairman:** Bruno - VK3BFT **Minute Taker:** David - VK3XMF
Visitors and Guests : Robin Cole **Apologies:** Russell

Correspondence Received : Dick Smith negative reply, FANPARC, APC, information request letter from VK3DNH.

Treasurers Report (Tabled)

Read by: Mike VK3KTO **Moved:** Reg VK3UK **Seconded:** Colin VK3HR **Carried:** Yes
Income: \$472.18 **Expenditure:** \$113.64 **Balance:** \$6,569.98

Previous Minutes (Circulated)

Read by: David VK3XMF **Moved:** David VK3XMF **Seconded:** Albert VK3BQO **Carried:** Yes

Business Arising from Previous Minutes:

- Only one table has been requested for the White Elephant Sale recently.
- Colin Jones VK3NQS asked if the Secretary had contacted Paul Mitchell re club application and information.
- Albert VK3BQO asked the general members for door prize sponsors, ie: Tandy, Mobile One.
- JOTA site for 1999 will be moved from Police Paddocks to Gilwood Park, Gembrook according to Albert VK3BQO.

General Business:

- Albert VK3BQO and Paul VK3HAS volunteered for tea duty tonight.
- It was decided white elephant sale volunteers will be given a free drink and a sausage on the day.
- Club P.C. - Bruno VK3BFT requested all members offer ideas over the coming months on what we need for a new P.C. Colin VK3NQS offered a P133, 2GB HDD, 16 MB, 14" monitor, 8 X CDRom with printer for \$450.
- Paul VK3TGX reported that switch mode power supply project was progressing well. Now waiting on an IC.
- Jason asked if a 25 year reunion party could be held at the Guide Hall next Winter Dinner 2000. All members felt it was a good idea.
- Jason mentioned the VK novice competition would be held at 6 pm 19th June 1999 during our Winter Dinner 1999.
- QSL bureau - more registration forms are available from Mike VK3KTO.
- Andy VK4KCS is in town for a fortnight as of 21st June 1999 for those who are interested in contacting him.
- Bruno asked who would be interested in attending the Studio City visit - 15 people said yes. Ian VK3BUF will book this.
- Dianne VK3HDI reminded all members the Winter Dinner 1999 is on tomorrow.
- 10 people turned up for the Thursday AM meeting.
- Ian VK3BUF said it was the final class night next Wednesday. Only one person pulled out due to working commitments. All still keen.
- The White Elephant working bee should be light work. All members asked to help out.
- Jason said two EMDRC members are interested in attending the class exam. September the next opportunity.

Club Events: **Guest Speaker:** Robin Cole **Topic:** Radio in New Guinea
Next Meeting: 16th July 1999 **Meeting Closed:** 8.55 pm